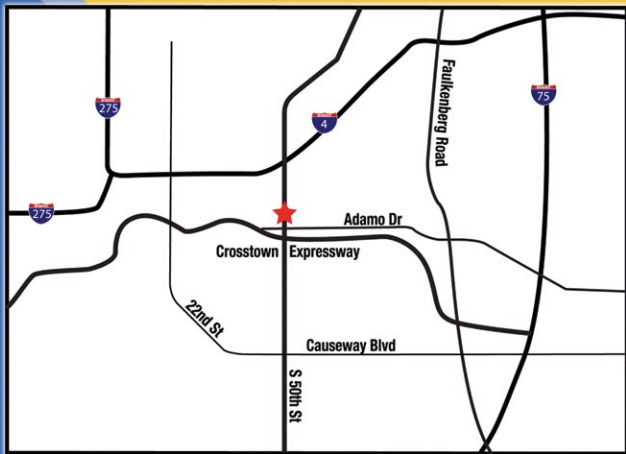



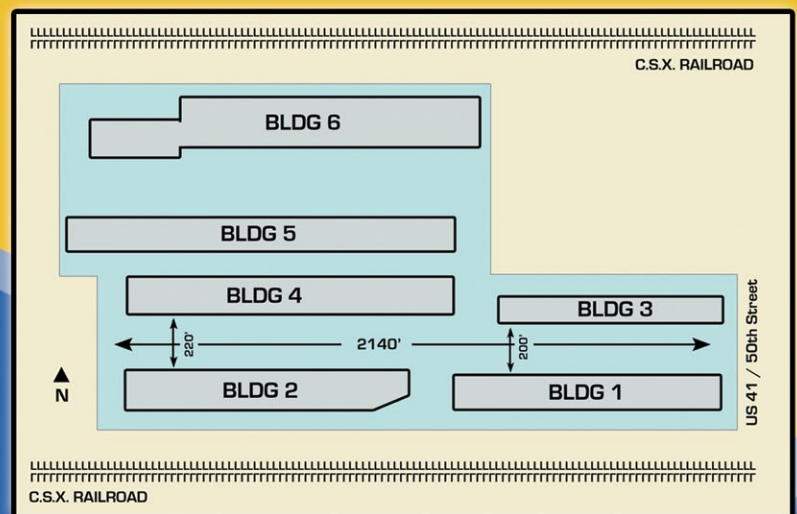
Tampa Distribution Center

Distribution Warehouse Space Available
1212 N 50th Street
Tampa, Florida 33605



Amenities:

- 955,000 Square foot industrial park
- Located on U.S. 41 just north of S.R. 60
- Immediate access to I-4 and the Lee Roy Selmon Expressway
- Easily accessible to I-75 and I-275
- Dock-high and grade level loading with large 50' x 50' bays
- Surface parking at 1/1000 ratio
- Rail served via CSX Railroad - Active Rail Spur w/ Active Maintenance Contract
- Large expanse of asphalt for easy tractor-trailer maneuverability
- 3-Phase power
- Night-patrolled security



TAYLOR&MATHIS

For Information Please Contact:

LISA ROSS
Managing Director of Leasing
(813) 514-2734—DIRECT
lross@taylormathis.com

MONICA ZIFF VERVILLE
Director of Leasing
(813) 514-0569
mverville@taylormathis.com



SCAN
FOR
AVAILABLE
OFFICE
SPACE

No warranty or representation, express or implied, is made as to the accuracy of the information contained herein, and same is submitted subject to errors, change of price, rental or other conditions, withdrawal without notice, and to any special listing conditions imposed by our principals.